

How to download Apps from the Application Site

Ricoh allows you to incorporate apps on your MFP, simplify your everyday processes and make the most of your investment.

The standard features can be expanded by downloading intelligent workflow applications developed by Ricoh and its partners. They can be either embedded on the Smart Operation Panel, or accessible from the Cloud.

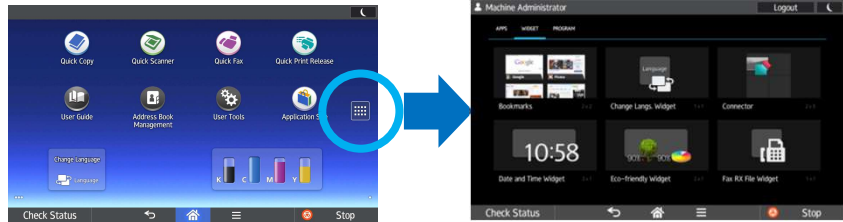
It takes little to no IT Involvement to get started!



How to
Download
Apps

1 Application Gallery

Some apps are standard but hidden in the App Gallery by default. You can add icons for these apps on the home screen.

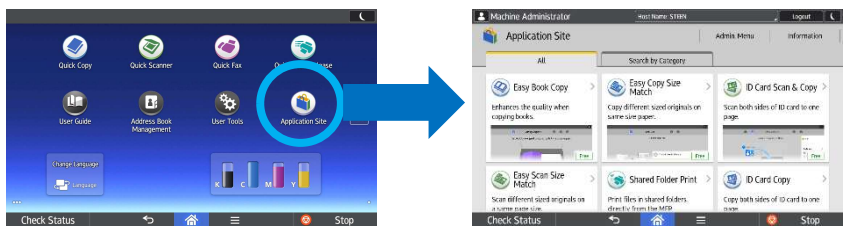


2 Application Site

Application Site is an app download service for the Smart Operation Panel.

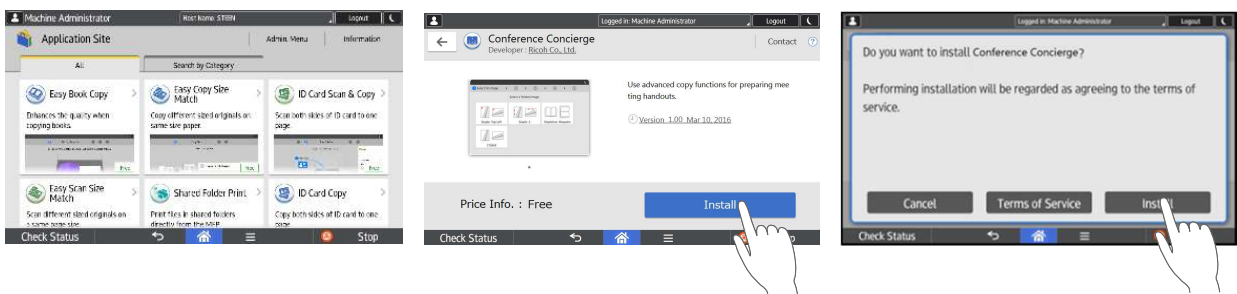
It enables customers to install

and update apps by themselves. Apps can be downloaded directly from the Smart Operation Panel.



3 Installing Apps

Only 3 steps are required. All users can browse apps but only the administrators can install an app to ensure security and control over devices.



4 Updating Apps

When the latest version of an app is released, customers can update it.

